



# YACHT CLUB





# MEDITERRANEO

---

## Style

La collezione **Yacht Club** allarga gli orizzonti creativi del progetto Mediterraneo Style con originali soluzioni d'ambiente rivolte sia ai grandi spazi -hotel, bar, ristoranti- che al mondo del residenziale.

Si tratta di un gres resistente le cui tonalità naturali si abbinano perfettamente con le cromie marine degli smalti di *Pitrezza* e *Sardinia*, con le colorate losanghe di *Tintùri*, con le artigianali decorazioni di *OTO7026* e con la raffinata materia di *Abitare la Terra*.

**Yacht Club si ispira al legno marino.  
Per uno stile di bordo firmato Cerasarda.**

**[en]** The Yacht Club collection broadens the creative horizons of the Mediterraneo Style design with original interior compositions aimed at both large spaces - hotels, bars, restaurants - and private homes and residences. The natural tones of this durable stoneware perfectly match the marine colours of the glazes in *Pitrezza* and *Sardinia*, the colourful lozenges of *Tintùri*, the handcrafted decorations of *OTO7026* and the sophisticated material of *Abitare la Terra*. Yacht Club is inspired by marine grade wood. For a nautical style by Cerasarda.

*“Se vuoi costruire una barca, non radunare uomini  
per tagliare legna, dividere i compiti e impartire ordini,  
ma insegna loro la nostalgia per il mare vasto e infinito”.*

Antoine de Saint-Exupéry

[en] "If you want to build a ship, don't drum up people together to collect wood and don't assign them tasks and work, but rather teach them to long for the endless immensity of the sea".

Antoine de Saint-Exupéry

Il disegno della collezione Yacht Club trae ispirazione dalle caratteristiche doghe in legno massello che rivestono prestigiose imbarcazioni e che da sempre esprimono un senso esclusivo di raffinata eleganza.

[en] The design of the Yacht Club collection is inspired by the distinctive solid wood slats used in the finishings of prestigious boats, which have always been the expression of an exclusive and sophisticated elegance.

# Index

10	Yacht Club Collection
	Progetti Project
12	Resort Blanco
20	Hotel Restaurant Martin
30	Boutique Hotel Nikolaou
34	Hotel Keller
40	Villa Privata Cadorna
46	Casa Segantini
52	Villa Privata Colombo
56	Layout
70	Colori, formati, imballi Couleurs, formats, emballages
72	Note tecniche Notes techniques

# Yacht Club

Gres porcellanato smaltato rettificato · Glazed porcelain stoneware rectified

Yacht Club è la nuova collezione di Cerasarda che trae ispirazione dai nobili rivestimenti in doghe in legno marino. Tre colori, tre formati e tre finiture risolvono superfici verticali e pavimenti. La superficie matt R11 è ideale per luoghi esterni e camminamenti antiscivolo. Le tonalità naturali di Yacht Club si abbinano perfettamente con le cromie marine degli smalti di *Pitrezza* e *Sardinia*, con le colorate losanghe di *Tintùri*, con le artigianali decorazioni di *OTO7026* e con la raffinata materia di *Abitare la Terra*. Yacht Club è un progetto contemporaneo che allarga gli orizzonti di Mediterraneo Style con originali e creative soluzioni d'ambiente rivolte sia ai grandi spazi -hotel, bar, ristoranti- che al mondo del residenziale.

**[en]** Yacht Club is the new collection by Cerasarda inspired by high-end nautical wood finishes. Three colours, three sizes and three finishes designed for vertical surfaces and flooring. The Matt R11 surface is also available, ideal for outdoor areas and non-slip walkways. The natural shades of Yacht Club perfectly match the marine colours of the glazes in *Pitrezza* and *Sardinia*, the coloured lozenges of *Tintùri*, the craftsmanship of *OTO7026* and the sophisticated material of *Abitare la Terra*. Yacht Club is a contemporary design that broadens the horizons of Mediterraneo Style with original and creative interior combinations aimed at both large spaces - hotels, bars, restaurants - and private living spaces.

## Colori · Colours

Dorato  
Castano  
Moro


## Finiture · Finishes

Lux  
Matt  
Matt R11


## Formati · Sizes

120x120 · 48"x48"  
60x120 · 24"x48"  
20x120 · 8"x48"

≠ 9,5 mm



120x120



60x120



20x120

DORATO

CASTANO

MORO

# Resort Blanco

## POTENTI CROMIE MARINE

A due passi dalla spiaggia ed affacciato al mare, il Resort Blanco brilla di connessioni cromatiche: la lucentezza delle maioliche e l'opacità del gres rivestono in libertà i vari ambienti di design. Per la pavimentazione esterna l'architetto ha scelto la continuità con Yacht Club finitura opaca R11 antiscivolo.

### [en] Bold marine colours.

Two steps from the beach and overlooking the sea, Resort Blanco shines with colour connections: the gloss of the majolica and opacity of the stoneware flow freely throughout the various design areas. For the exterior flooring, the architect has chosen Yacht Club with the Matt R11 non-slip finish, for continuity.

WALL  
Yacht Club Castano lux 60x120  
Pitrizza 10x20  
FLOOR INDOOR  
Yacht Club Castano matt 60x120  
Pitrizza 10x20  
FLOOR OUTDOOR  
Yacht Club Castano matt R11 120x120

Layout YC01 p. 58



La resistenza del  
gres porcellanato  
Yacht Club allarga gli  
orizzonti progettuali di  
Mediterraneo Style  
by Cerasarda.

**[en]** The durability of the Yacht Club  
porcelain stoneware broadens the  
design horizons of Mediterraneo  
Style by Cerasarda.



WALL  
I Cotti fatti a mano 7x30  
FLOOR INDOOR  
Yacht Club Castano matt 60x120  
Pitrezza 10x20  
FLOOR OUTDOOR  
Yacht Club Castano matt R11 120x120  
Layout YC02 p. 58





YC03 · Bathroom

Raffinate maioliche rosa con effetto *craquelè* si abbinano agli intrecci delle doghe in gres Yacht Club.

[en] Sophisticated pink majolica tiles with a *crackle* effect are combined with the pattern of the Yacht Club stoneware slats.





Nell'hôtellerie di tendenza la luce e i nuovi materiali ceramici arricchiscono le suite di effetti sensoriali.

[en] In fashionable hotels and venues, the light new ceramic materials give a rich sensorial effect to the night-time environment.

YC04 · Suite

WALL  
Yacht Club Dorato matt 120x120  
Tinturi 24,5x23  
FLOOR  
Yacht Club Dorato matt 120x120

Macchia Mediterranea Atelier Cerasarda

Layout YC04 p. 59

# Hotel Restaurant Martin

## IL MEDITERRANEO IN CITTÀ

In questo grande hotel di tendenza la collezione Yacht Club esprime una particolare forza scenica. Pareti lucide e specchianti esaltano la grande zona ristorante, contrapponendosi all'opacità dei pavimenti Yacht Club Castano alternati a fasce decorative di *Le Ossidiane*.

### [en] The Mediterraneo in the city.

In this grand and fashionable hotel, the Yacht Club collection has a special dramatic impact. Glossy reflective walls enhance the vast restaurant area, contrasting with the opaque finish of the Yacht Club Castano floors alternated with decorative strips of *Le Ossidiane*.

WALL  
Yacht Club Castano lux 60x120  
Pitrizza 10x30 · Mosaico 2.2x2.2  
FLOOR  
Yacht Club Castano matt 60x120  
Le Ossidiane 20x20

Layout YC05 p. 60

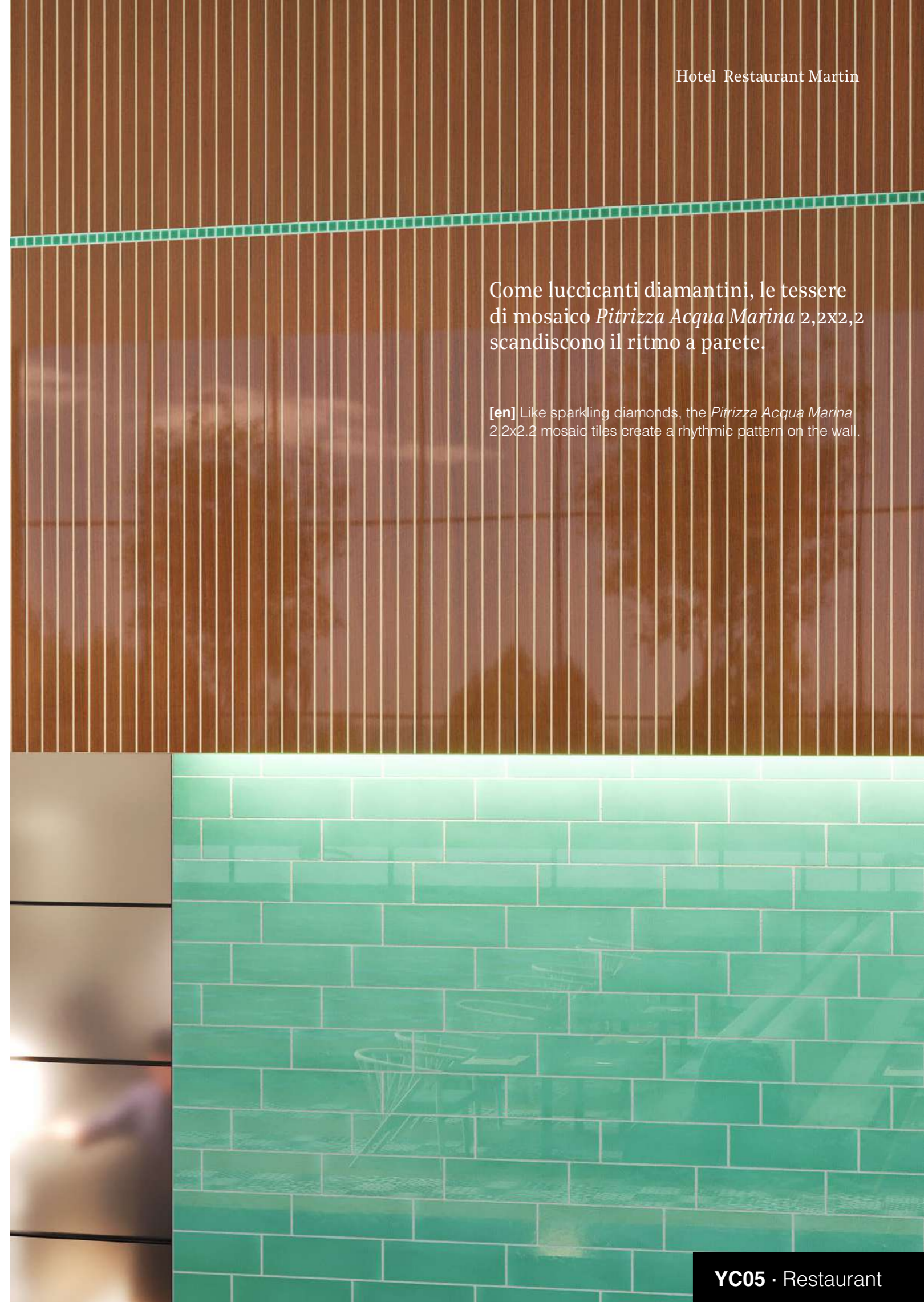



FLOOR  
Yacht Club Castano matt 60x120  
Le Ossidiane 20x20

Layout YC05 p. 60

Come luccicanti diamantini, le tessere di mosaico *Pitrezza Acqua Marina* 2,2x2,2 scandiscono il ritmo a parete.

[en] Like sparkling diamonds, the *Pitrezza Acqua Marina* 2.2x2.2 mosaic tiles create a rhythmic pattern on the wall.





L'ispirazione al legno marino di Yacht Club conduce lo stile Cerasarda anche nell'hôtellerie, ovvero in luoghi in cui è richiesta una particolare resistenza alle macchie e al calpestio sia indoor che outdoor.

[en] Yacht Club, inspired by nautical wood finishes, guides the Cerasarda style in hotels as well, or places where a special material, resistant to stains and heavy foot traffic, is required both indoors and outdoors.



WALL  
Pitrezza 10x10  
FLOOR  
Yacht Club Castano matt 120x120  
Abitare la Terra 6,5x40  
FLOOR OUTDOOR  
Yacht Club Castano matt R11  
120x120

Layout YC06 p. 60.



YC07 · Bathroom

WALL  
Yacht Club Castano lux  
60x120 · 20x120  
Pitrezza 10x20  
1 Cotti fatti a mano Pepite mix  
FLOOR  
Yacht Club Castano matt  
120x120

Layout YC07 p. 61

Le terrazze con vista mozzafiato sulla città, sono luoghi speciali dal taglio artistico, dove il legno marino di Yacht Club amplifica la sua bellezza combinandosi con gli smalti Cerasarda.

[en] The terraces with breath-taking views over the city are places that boast special artistic details, where the Yacht Club nautical wood finish exalts their beauty in combination with glazes of Cerasarda.



FLOOR  
Yacht Club Moro matt R11  
120x120 - 20x120  
Abitare la Terra 6,5x40  
OT07026 10x10

Layout YC08 p. 61

YC08 · Terrace

# Boutique Hotel Nikolaou

## AMBIENTI DI PERSONALITÀ

In questo grazioso hotel dal design esclusivo brillano gli audaci accostamenti fra il gres porcellanato Yacht Club e i materiali di Mediterraneo Style by Cerasarda: *I Cotti fatti a mano* e le 2 finiture di *Abitare la Terra*.

### [en] Interiors with personality.

In this lovely hotel with an exclusive design, the bold combinations of Yacht Club porcelain stoneware and the materials of Mediterraneo Style by Cerasarda are striking: *I Cotti fatti a mano* and the 2 finishes of *Abitare la Terra*.

WALL  
I Cotti fatti a mano 7x30  
FLOOR  
Yacht Club Castano matt 20x120  
Yacht Club Dorato matt 20x120

Macchia Mediterranea and Interior Color  
Atelier Cerasarda

Layout YC09 p. 62





Le suite, tutte dotate di piscina privata, si affacciano all'esterno con pavimentazione della collezione Yacht Club Castano finitura R11 antiscivolo.

[en] The suites, all with a private pool, overlook the exterior with flooring from the collection Yacht Club Castano R11 non-slip finish.

YC10 · Suite

WALL  
Yacht Club Castano matt 120x120  
I Cotti fatti a mano Rombo 10x20  
FLOOR INDOOR  
Yacht Club Castano matt  
60x120 · 20x120  
Abitare la Terra 6,5x40 · 40x40  
FLOOR OUTDOOR  
Yacht Club Castano matt R11 120x120

Layout YC10 p. 62

# Hotel Keller

## GEOMETRIE E APPEAL CONTEMPORANEO

Questa piacevole ristrutturazione mette in risalto l'abbinamento fra il gres e le ceramiche smaltate. Gli ampi volumi dell'hotel accolgono con geometrica linearità le lastre Yacht Club dove il designer ha previsto inclusioni di piccoli formati di smalti luccicanti delle collezioni *Pitrezza* e *Tinturi* o delle note opache del gres *Abitare la Terra*.


**[en] Geometric and contemporary appeal.**


This attractive renovation highlights the contrast between the stoneware and glazed ceramics. The hotel's large volumes are an excellent match for the geometric linearity of Yacht Club tiles where the designer has included smaller glossy glazed tiles from the *Pitrezza* and *Tinturi* collections or the opaque notes of *Abitare la Terra* stoneware.

Nella posa a correre si consiglia il montaggio ad intreccio o con interruzioni cromatiche mediante listelli. Fughe di 4 mm con stuccature bianche o nere che riprendono i disegni delle doghe Yacht Club.

[en] When laying the tiles, we recommend that they be interspersed or the colour be alternated with strips. 4 mm grout joint in white or black grout that resembles the lines between the Yacht Club slats.


WALL  
Yacht Club Castano matt 120x120  
Abitare la Terra 6,5x20  
FLOOR  
Yacht Club Moro matt 60x120  
Abitare la Terra 40x40 - 6,5x40  
Layout YC12 p. 64





WALL  
Yacht Club Castano lux 60x120 · 60x60 (custom)  
Tinturi 24,5x23  
Pitrizza 5x5  
FLOOR  
Yacht Club Castano matt 60x60 (custom)  
OT07026 10x30  
Interior Color Atelier Cerasarda

Layout YC13 p. 64



YC13 · Suite

# Villa privata Cadorna

MODERNITÀ E TRADIZIONE

In questa accogliente abitazione le superfici specchianti Yacht Club accentuano la luminosità degli ambienti e la vivacità delle maioliche.

**[en] Modernity and tradition.**

In this welcoming home with classic and modern furnishings, the reflective surfaces of the Yacht Club accentuate the brightness of the rooms and vibrancy of the majolica.


WALL  
Yacht Club Dorato Lux 60x120  
Pitrizza 10x30  
FLOOR  
Yacht Club Dorato Lux  
60x120 · 60x60 (custom)  
Sardinia Esagona 25,4x29,4

Layout YC14 p. 65

YC14 · Living

La resistenza del gres abbinata ai colori della maiolica permette di vivere la ceramica in modo libero e creativo.

[en] The durability of the stoneware combined with the colours of the majolica for a creative living space.



FLOOR  
Yacht Club Dorato lux  
60x60 (custom)  
Sardinia Esagona 25,4x29,4

Layout YC15 p. 66

YC15 · Entrance

Il gres matt R11 è ingelivo, resistente alle macchie ed è un'ottima soluzione antiscivolo per pavimentazioni outdoor e indoor.

[en] The Matt R11 stoneware is frost-resistant, stain-resistant and an excellent non-slip solution for outdoor and indoor flooring.



YC16 · Pool

FLOOR  
Yacht Club Castano matt R11  
120x120  
Abitare la Terra  
6,5x40 · 6,5x6,5

Layout YC16 p. 66

# Casa Segantini

## SCATTI DI LUCE

Questa grande casa nelle prime colline di Firenze esprime tutto l'amore per il colore e per la nobile artigianalità della ceramica della Costa Smeralda.

### [en] Flashes of light.

This large house in the foothills of Florence expresses all the love for colour and high end craftsmanship of ceramics from the Costa Smeralda.





WALL  
Yacht Club Dorato matt 60x120  
OT07026 10x30 · 10x10  
FLOOR  
Yacht Club Castano matt  
120x120 · 60x120  
OT07026 20x20

Layout YC18 p. 67

I bianchi profili delle doghe  
Yacht Club posate a spina di pesce  
esaltano l'elegante maiolica bianca  
della collezione OT07026.

[en] The white lines of the Yacht  
Club herringbone slats enhance  
the elegant white majolica of the  
OT07026 collection.



WALL  
OT07026 Mosaico 24x24  
FLOOR  
Yacht Club Dorato matt 20x120  
Yacht Club Castano matt 20x120  
OT07026 20x40

Layout YC19 p. 68

YC19 · Kitchen

# Villa privata Colombo

## IL LUSSO DELLA DECORAZIONE

In questa residenza italiana il designer ha scelto Yacht Club Moro per i suoi profili colore nero. L'abbinamento con la preziosa decorazione *Gallura Moderno* dai toni blu lustrati incontra il gusto artistico e un po' eclettico dei committenti.

**[en] Luxurious decoration.**  
In this Italian residence the designer has chosen Yacht Club Moro for its black lines. The combination with the precious *Gallura Moderno* with blue lustre tones satisfies the artistic and somewhat eclectic taste of the clients.


Il gres porcellanato Yacht Club si abbina perfettamente a tantissime collezioni smaltate Cerasarda. Si consiglia una fuga di 4 mm con stuccature di colore nero che riprendono i profili delle doghe.

**[en]** The Yacht Club porcelain stoneware goes perfectly with many Cerasarda glazed collections. We recommend a grout joint of 4 mm with black grout that resemble the lines between the slats.



YC21 · Bathroom

WALL  
Yacht Club Moro matt  
120x120 - 20x120  
OT07026 20x20  
Layout YC21 p. 69



Trai ispirazione dai molteplici  
progetti d'ambiente qui raccontati.

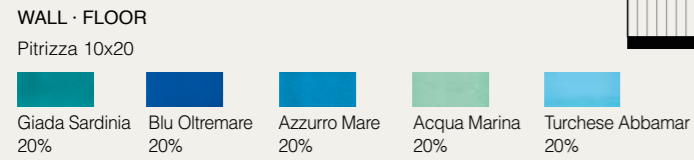
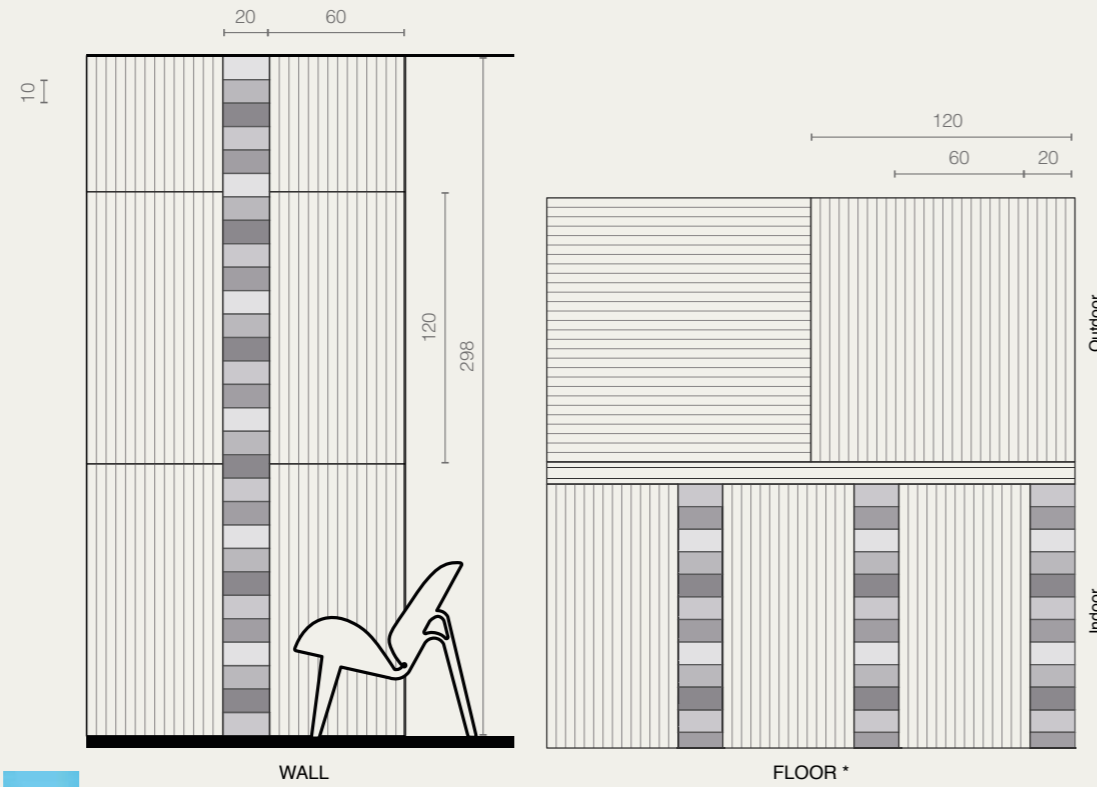
You can find inspiration in the many  
interior design combinations described here.

# Layout




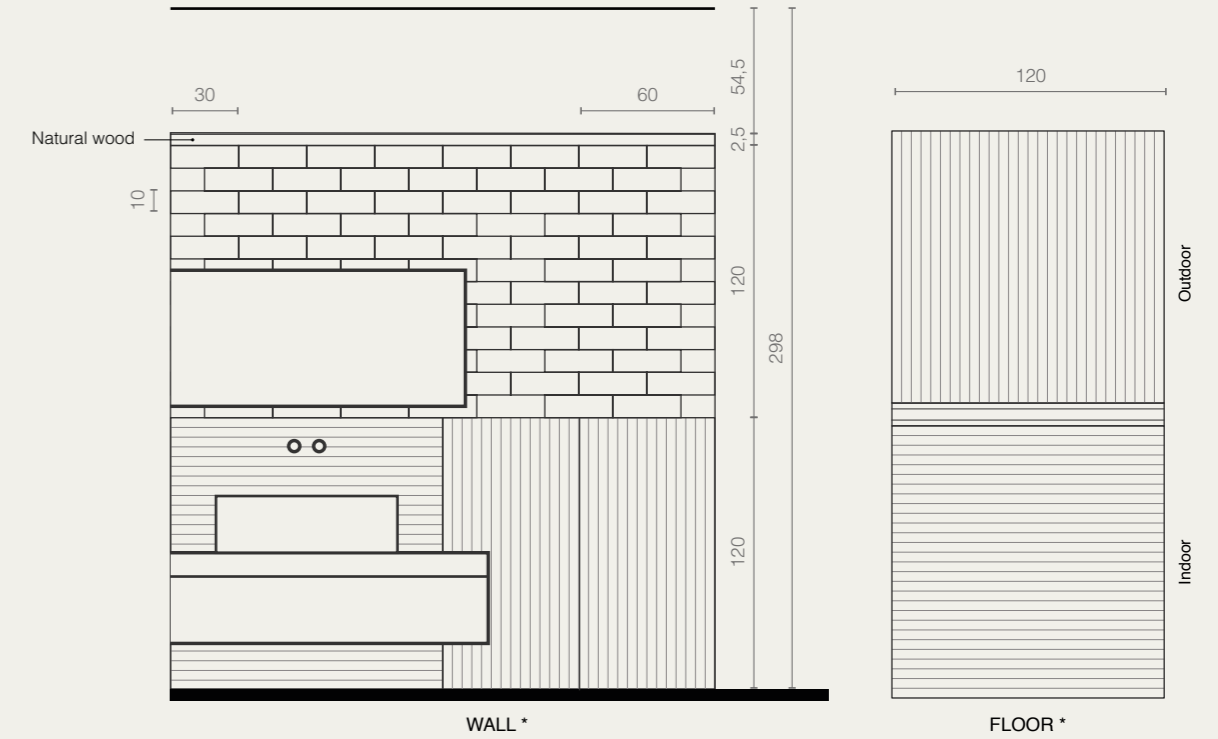
## YC01 · Suite

Resort Blanco · pag. 12



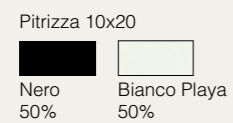
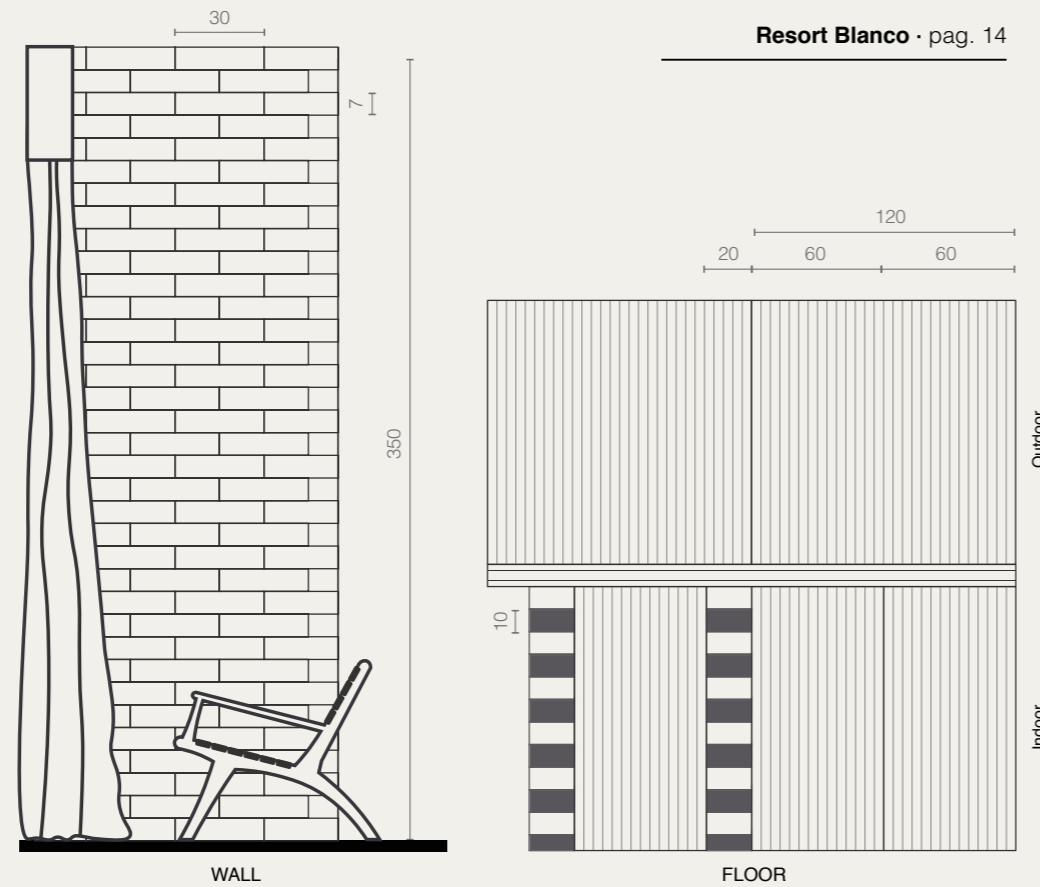
## YC03 · Bathroom

Resort Blanco · pag. 16



## YC02 · Terrace

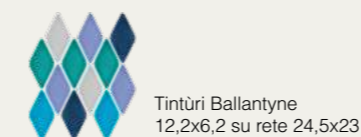
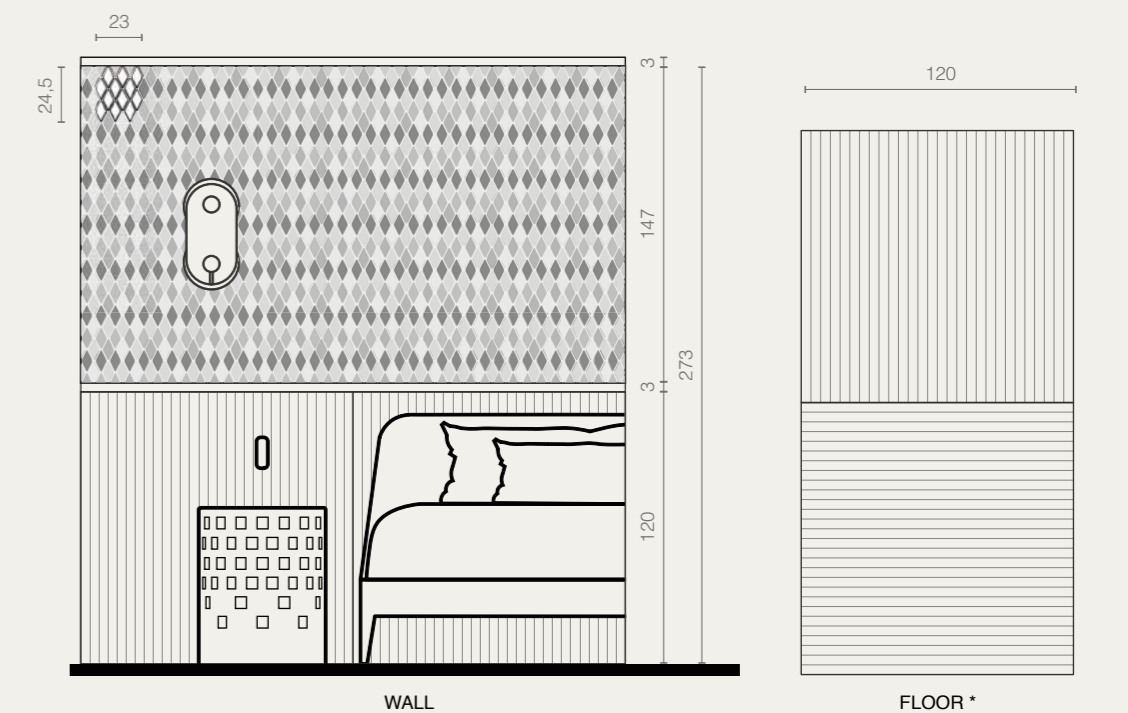

Resort Blanco · pag. 14



YACHT CLUB BY CERASARDA

## YC04 · Suite

Resort Blanco · pag. 18



\* Nel formato quadrato si consiglia la posa ad intreccio.  
In the square format we recommend laying the tiles in an interwoven pattern.

# Layout



## YC05 · Restaurant



**WALL**

Castano lux  
60x120 Rett.

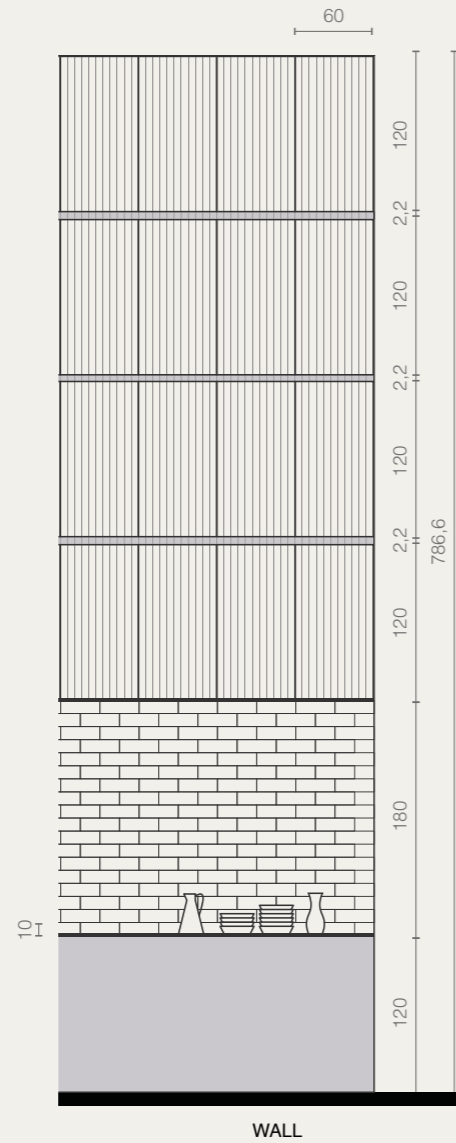
Pitrezza  
Acqua Marina  
10x30

**FLOOR**

Castano matt  
60x120 Rett.  
50%

Le Ossidiane  
Ossidiana Mix Pergamena  
20x20 · 50%

Pitrezza  
Mosaico Tessera  
Acqua Marina  
2,2x2,2/20x20



Hotel Restaurant Martin · pag. 20

## YC07 · Bathroom



**WALL**

Castano lux  
60x120 Rett.

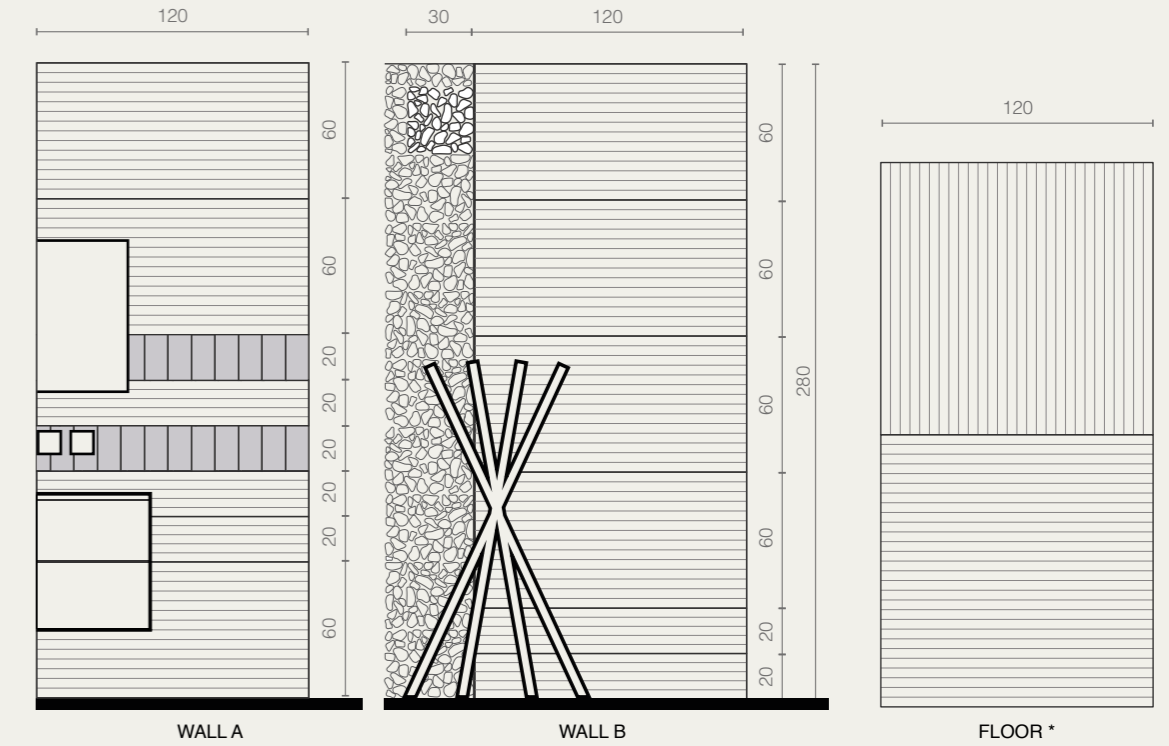
Pitrezza  
Giada Sardinia  
10x20

**FLOOR \***

Castano lux  
20x120 Rett.

Castano matt  
120x120 Rett.

I Cotti fatti a mano  
Pepite mix  
Giada Sardinia · Bianco Lucido  
su foglio 30x30



Hotel Restaurant Martin · pag. 26

## YC06 · Hall



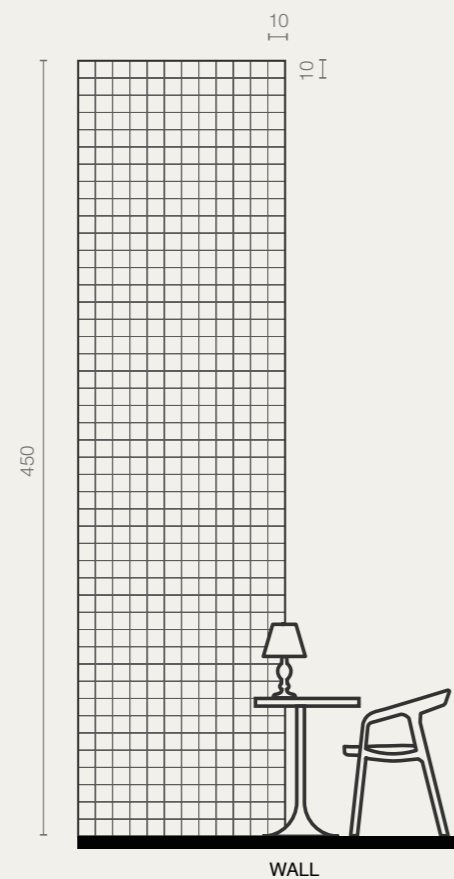
**WALL**

Pitrezza  
Miele  
10x10

**FLOOR**

Castano matt  
120x120 Rett.  
94,86%

Abitare la Terra  
Manganese  
6,5x40 Rett. · 5,14%



Hotel Restaurant Martin · pag. 25

## YC08 · Terrace



**FLOOR**

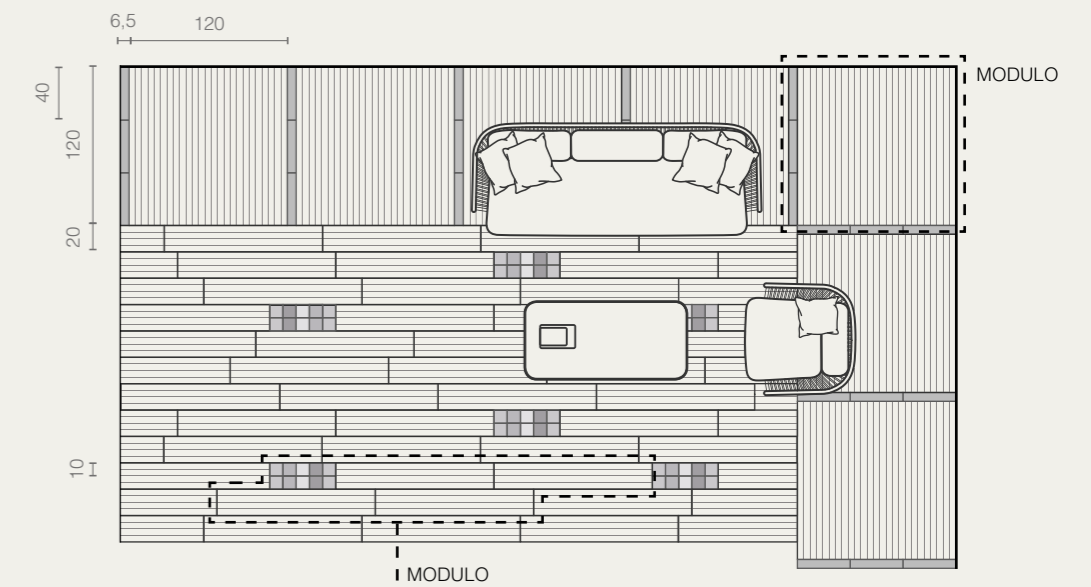
Moro matt R11  
120x120 Rett.  
94,86%

Moro matt R11  
20x120 Rett.  
90,5%

Abitare la Terra  
Carbone  
6,5x40 Rett. · 5,14%

OT07026 10x10

Senape 1,9%  
Prugna 1,9%  
Menta 1,9%  
Pavone 1,9%  
Oceano 1,9%



Hotel Restaurant Martin · pag. 28

# Layout



## YC09 · Hall

Boutique Hotel Nikolaou · pag. 30



### WALL

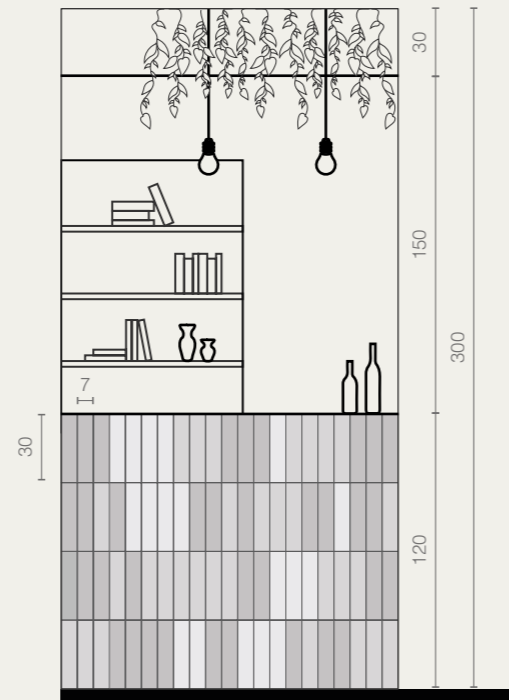
I Cotti fatti a mano  
 Rettangolo 7x30



Oceano Blu 33%  
Azzurro Mare 33%  
Turchese Abbamar 34%

### FLOOR

Castano matt · 50%  
Dorato matt · 50%  
20x120 Rett.




WALL

## YC10 · Suite

Boutique Hotel Nikolaou · pag. 32



### WALL



Castano matt  
120x120 Rett.

I Cotti fatti a mano  
Rombo 10x20




Glicine 25%  
Nero Assoluto 50%  
Bianco Lucido 25%

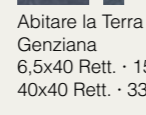
### FLOOR



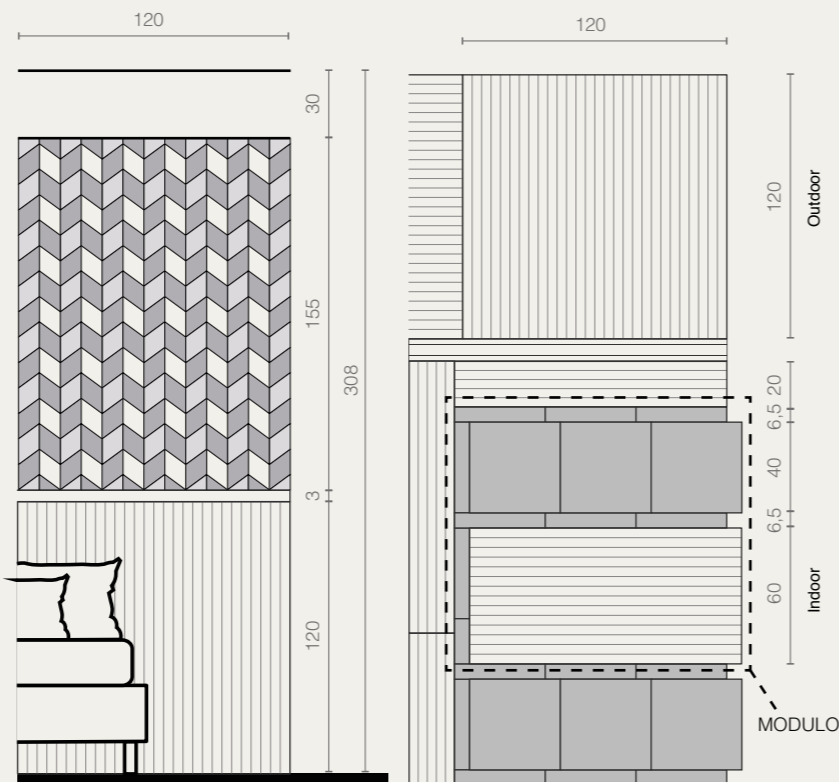
Castano matt R11  
(outdoor)  
120x120 Rett.



Castano matt (indoor)  
60x120 Rett. · 50,67%  
Castano matt (indoor)  
20x120 Rett. · 33,78%



Abitare la Terra  
Genziana  
6,5x40 Rett. · 15,55%  
40x40 Rett. · 33,78%



WALL

FLOOR

MODULO

## YC11 · Living area

Hotel Keller · pag. 34



### WALL



Dorato lux  
60x120 Rett.

Pitrezza 20x20 · 10x20  
Montaggio random · Random montage



Grigio Moyon 20x20 · 18,512%  
10x20 · 0,93%  
Rosso Vivo 20x20 · 18,512%  
10x20 · 0,93%  
Pervinca 20x20 · 18,512%  
10x20 · 0,93%

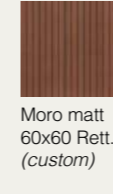


Nero 20x20 · 18,512%  
10x20 · 0,93%  
Blu Navy 20x20 · 18,512%  
10x20 · 0,93%

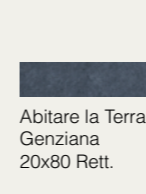


Rosa 10x20 · 0,93%  
Blu Petrolio 10x20 · 0,93%  
Bianco Playa 10x20 · 0,93%

### FLOOR



Moro matt  
60x60 Rett.  
(custom)





Abitare la Terra  
Genziana  
20x80 Rett.



WALL

### MODULO




FLOOR \*



# Layout



YC12 · Hall


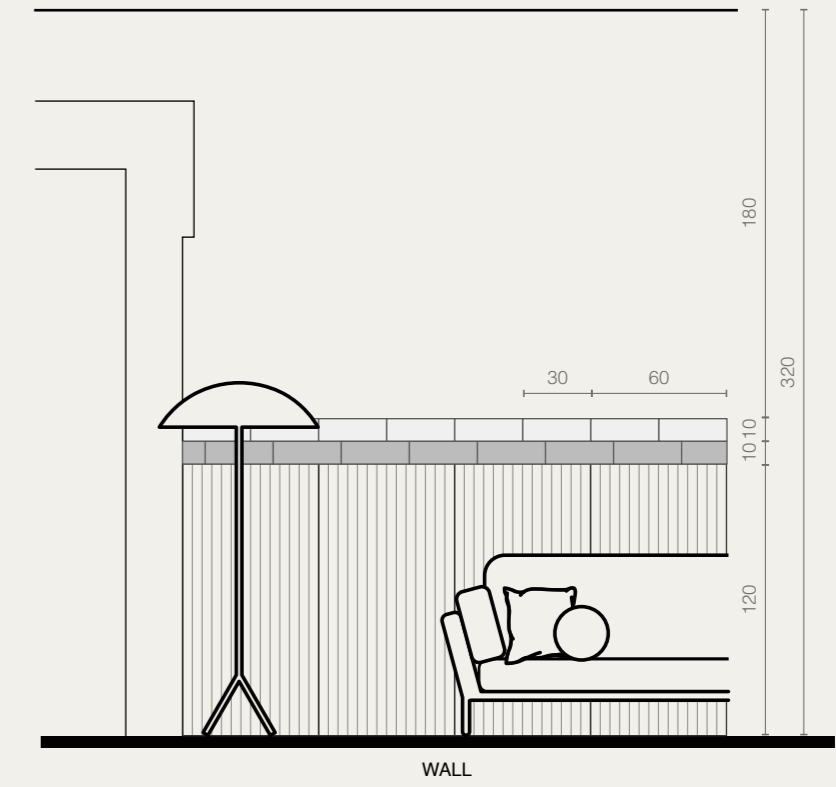
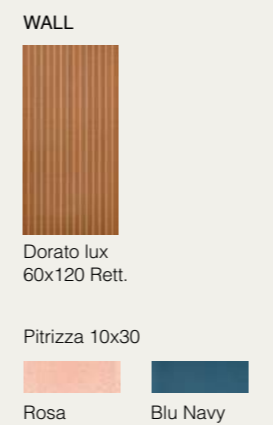


Hotel Restaurant Martin · pag. 36



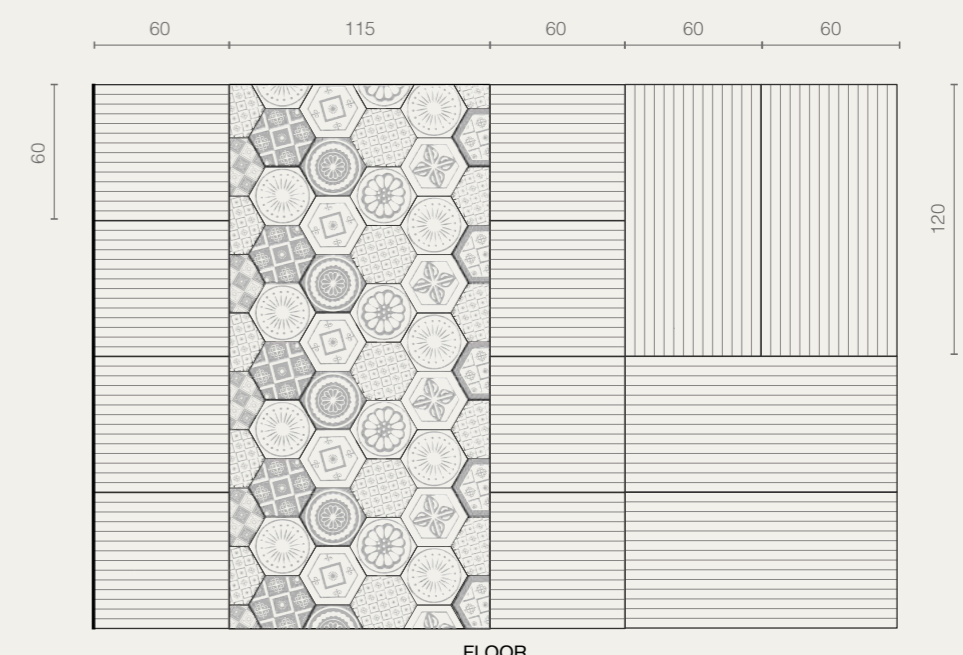
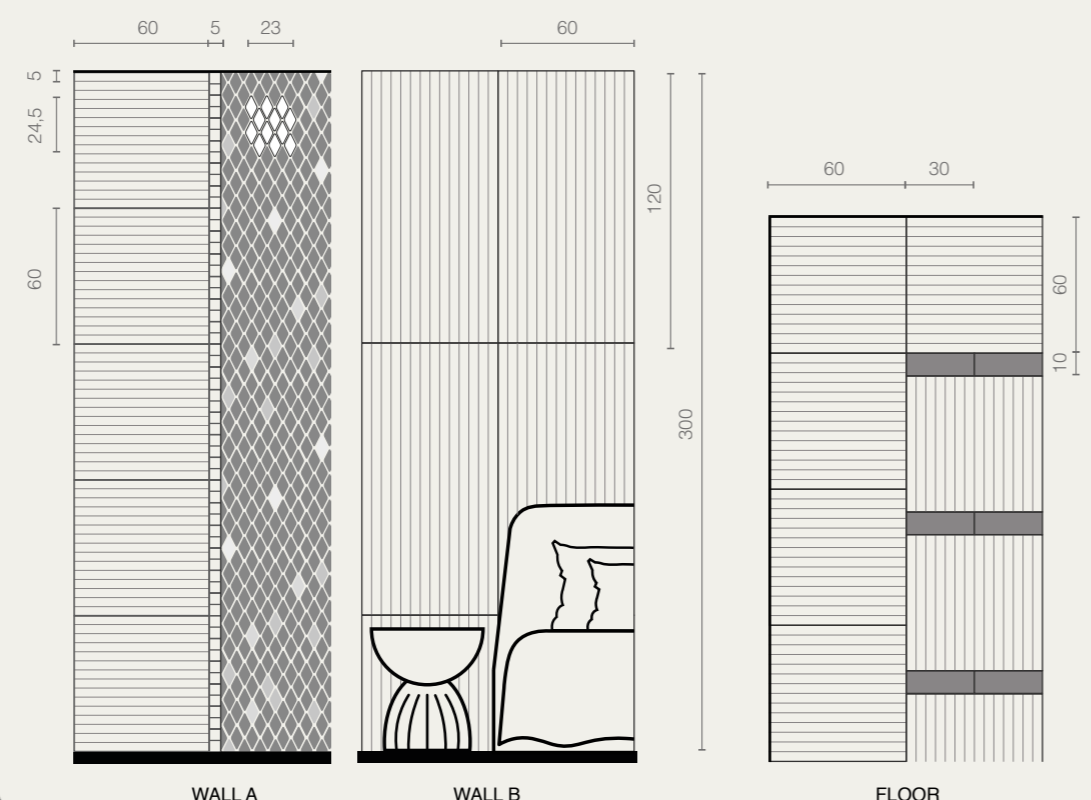
YC14 · Living

Villa Privata Cadorna · pag. 40



YC13 · Suite

Hotel Keller · pag. 38

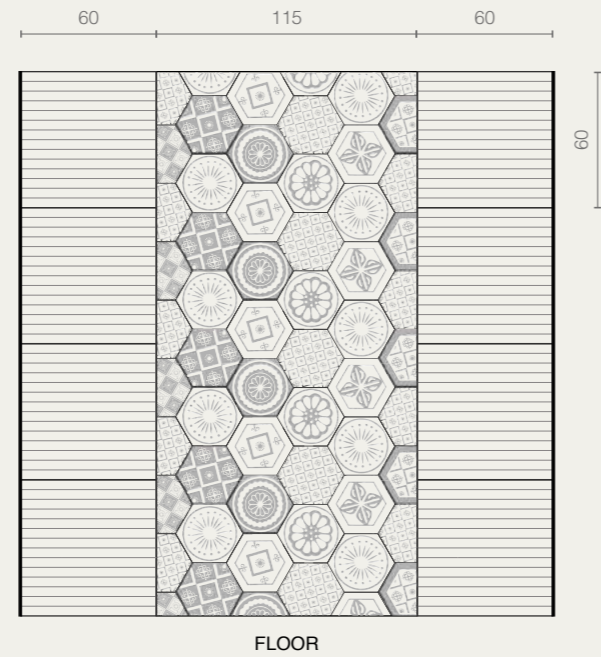


# Layout



## YC15 · Entrance

Villa Privata Cadorna · pag. 42



FLOOR



Dorato lux  
60x60 Rett.  
(custom)

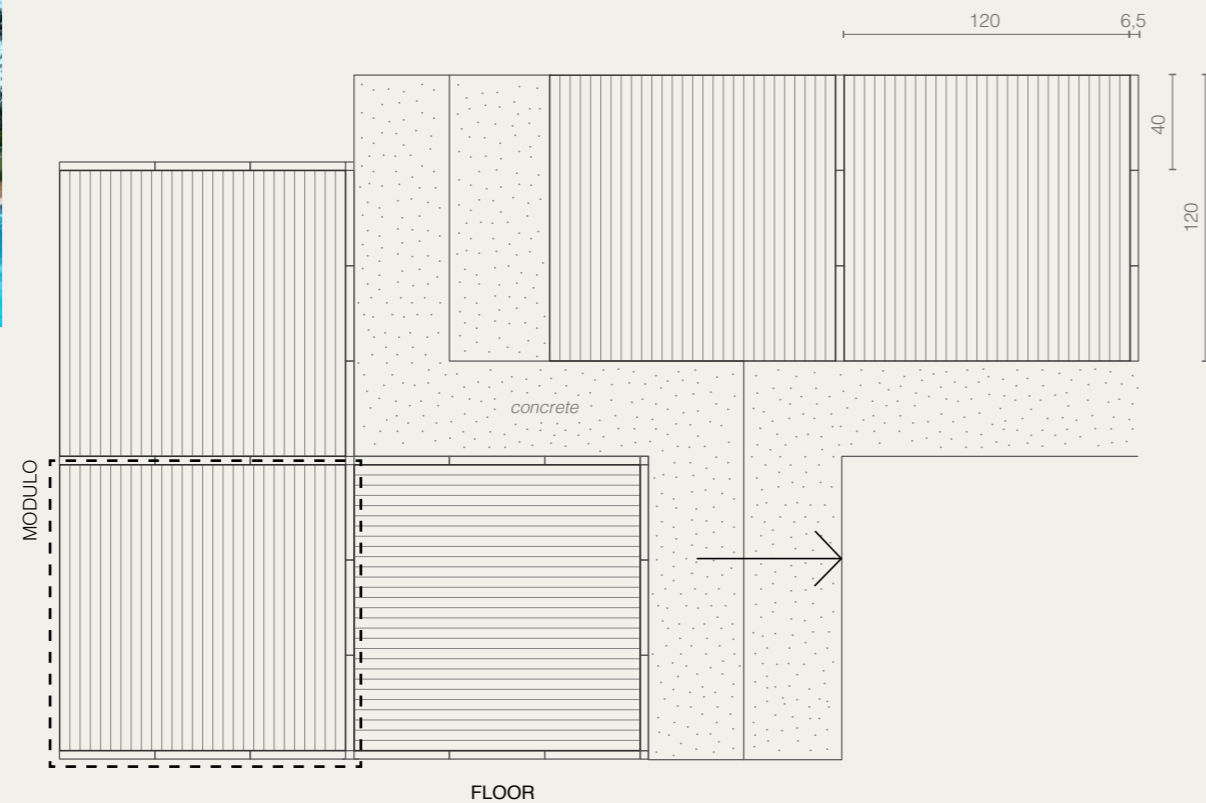


Sardinia  
Azzurro Mare 25,4x29,4


Esagona Archivio mix  
22 soggetti miscelati casualmente  
nelle scatole / 22 designs available  
with each box containing a random mix

## YC16 · Pool

Villa Privata Cadorna · pag. 44



FLOOR



Castano matt R11  
120x120 Rett.  
89,98%


Abitare la Terra  
Oleastro  
6,5x6,5 Rett. · 0,27%  
6,5x40 Rett. · 9,75%

## YC17 · Living

Casa Segantini · pag. 46



FLOOR



Castano matt  
120x120 Rett.



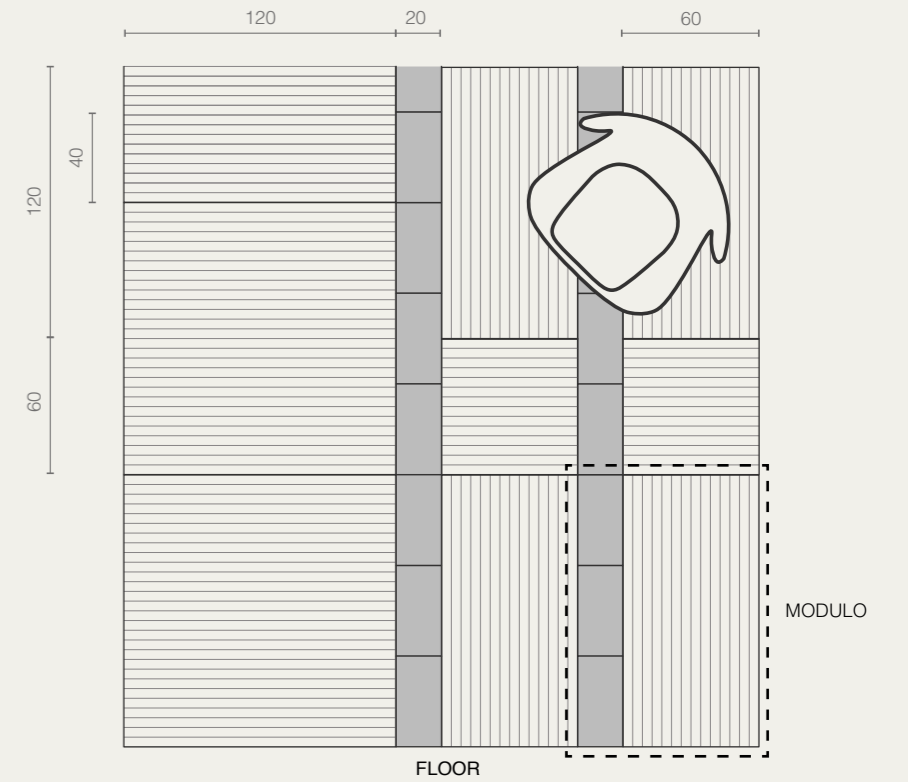
Castano matt  
60x120 Rett.  
75%



Castano matt  
60x60 Rett.  
(custom)



OT07026  
Prugna 20x40 · 25%



## YC18 · Living

Casa Segantini · pag. 49



WALL




Dorato matt  
60x120 Rett. · 79,12%

OT07026  
Senape  
10x10 · 1,1%  
10x30 · 19,78%



FLOOR



Castano matt  
120x120 Rett.



Castano matt  
60x120 Rett.

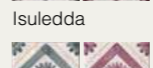
OT07026  
Azzurro · Prugna · Senape 20x20 · 7,7%  
Montaggio random · Random montage



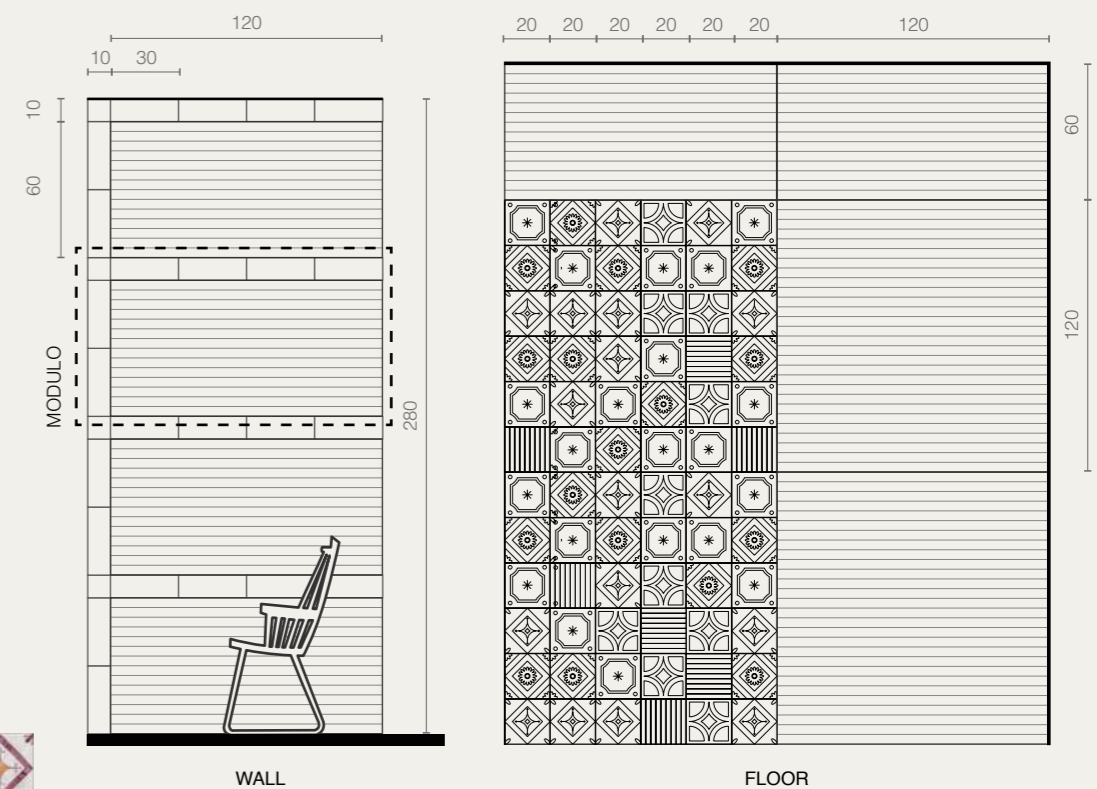
Palau



Arzachena



Budoni



# Layout



## YC19 · Kitchen

Casa Segantini · pag. 50




WALL



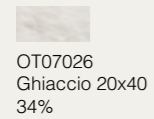
OT07026  
Mosaico Losanga  
Ghiaccio 24x24

FLOOR




Castano matt  
20x120 Rett.  
33%

Dorato matt  
20x120 Rett.  
33%



OT07026  
Ghiaccio 20x40  
34%




WALL

## YC21 · Bathroom

Villa Privata Colombo · pag. 54



WALL




Moro matt  
120x120 Rett.




Moro matt  
20x120 Rett.

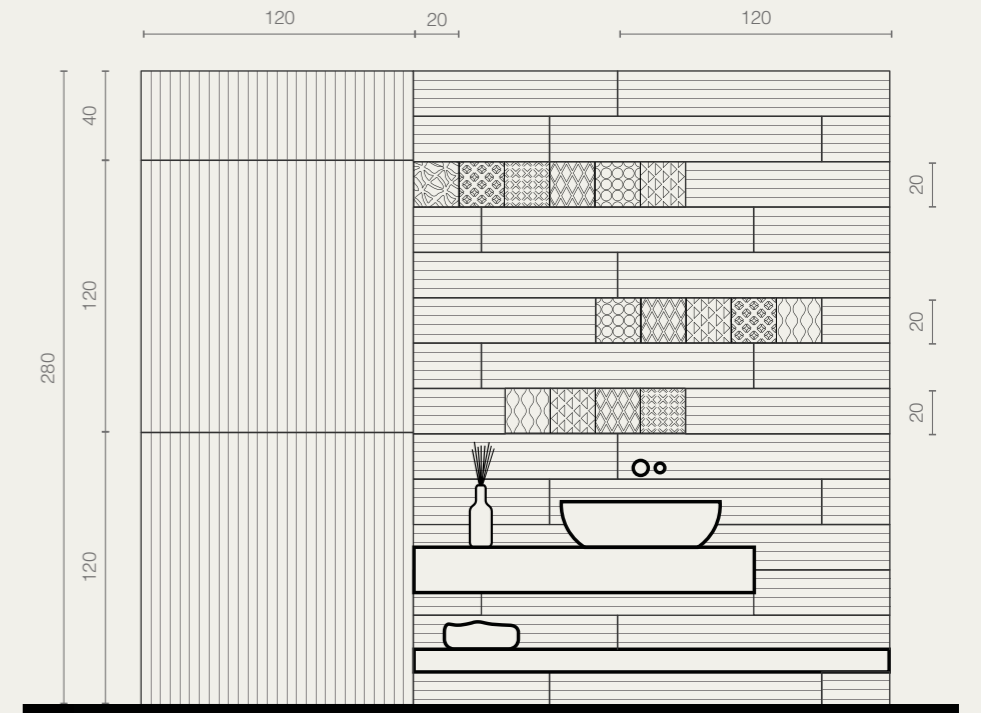
FLOOR



Abitare la Terra  
Carbone  
80x80 Rett.



OT07026  
Gallura Moderno Blu  
S/8 20x20



WALL

## YC20 · Living

Villa Privata Colombo · pag. 52



WALL · FLOOR



OT07026  
Gallura Moderno Blu  
S/8 20x20 · 50%


FLOOR




Moro matt  
120x120 Rett.



Moro matt  
60x120 Rett.  
50%



WALL




FLOOR \*

# Yacht Club

Gres porcellanato smaltato rettificato · Glazed porcelain stoneware - rectified  
Grès porcelainé émaillé rectifié · Glasiertes kalibriertes steinzeug

Colori · Colours  
Couleurs · Farben

9,5



Dorato matt · Dorato matt R11



Castano matt · Castano matt R11



Moro matt · Moro matt R11




Dorato lux



Castano lux

Formati · Sizes  
Formats · Formate



120x120  
48"x48"

60x120  
24"x48"

20x120  
8"x48"

Formato	120x120 48"x48"	60x120 24"x48"	20x120 8"x48"
<b>Pezzi per scatola</b> Pcs/box Pièces/boîte Stücke Karton	1	2	4
<b>Mq per scatola</b> Sqm/box Mc/boîte Qm/Karton	1.44	1.44	0.96
<b>Kg per scatola</b> Kgs/box Kg/boîte Kg/Karton	31.00	31.00	20.70
<b>Scatole per paletta</b> Boxes/pallet Boîte/pallet Kartons/pallet	40	36	48
<b>Mq per paletta</b> Boxes/pallet Boîte/pallet Kartons/pallet	57.60	51.84	46.08
<b>Kg per paletta</b> Kgs/pallet Mc/pallet Qm/pallet	1.300	1.144	1.022

# Consigli per la posa

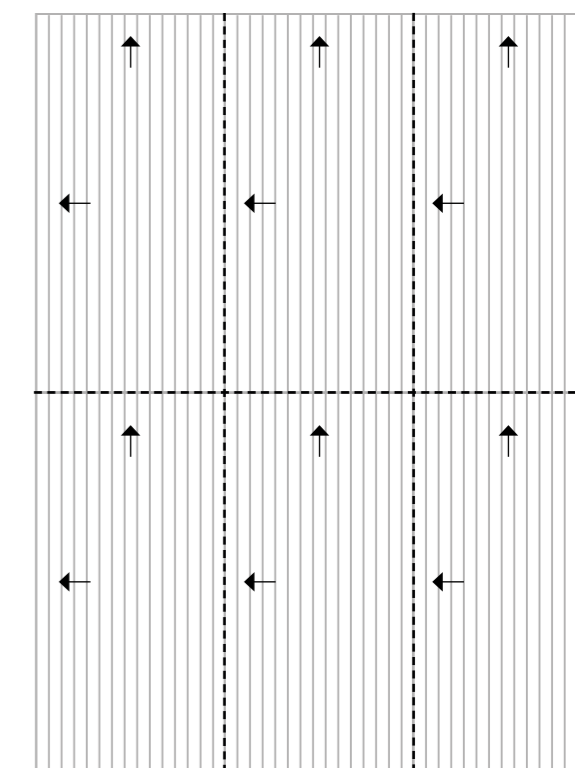
Si consiglia di posare il materiale con fuga di 4 mm e stuccare con colore in tinta per riprendere il disegno a doghe.  
We recommend to installing the material with a 4 mm grout in a matching colour to make the slats appear seamless.

## Stucco · Plaster

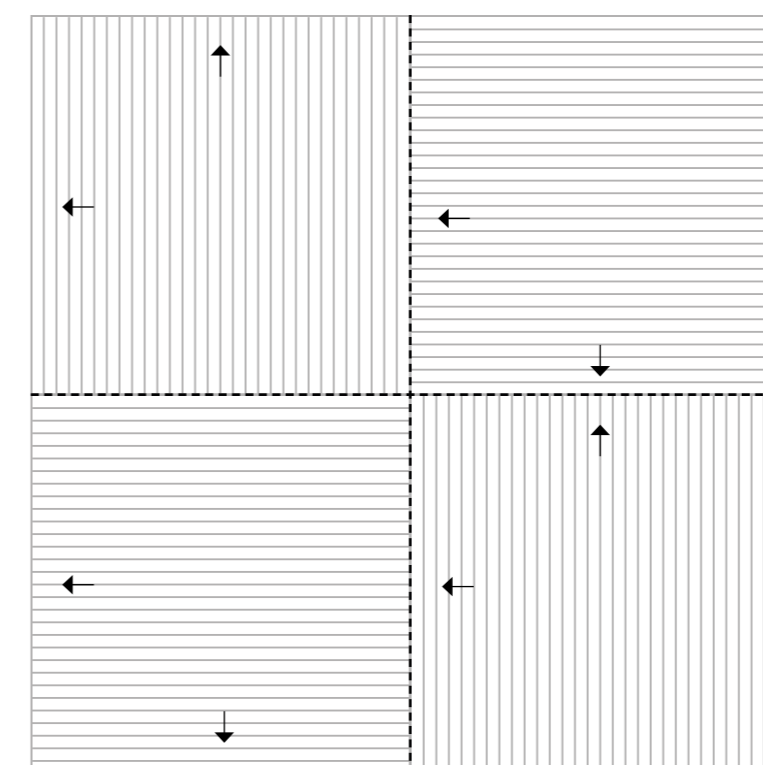
Yacht Club Dorato: Kerakoll 43 / Mapei 130  
Yacht Club Castano: Kerakoll 43 / Mapei 130  
Yacht Club Moro: Kerakoll 11 / Mapei 120

Nel formato quadrato si consiglia la posa ad intreccio.  
In the square format we recommend laying the tiles in an interwoven pattern.

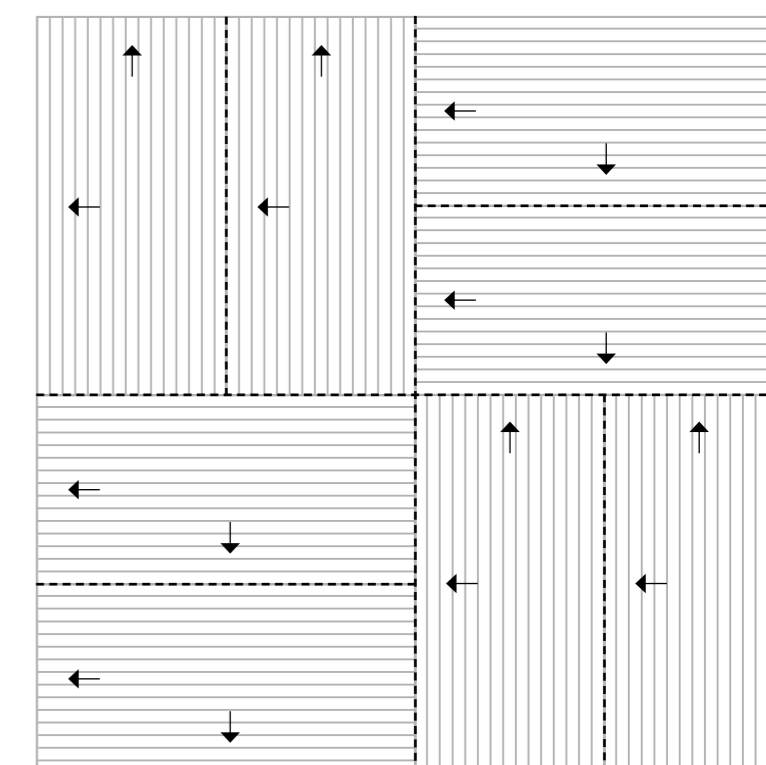
60x120 · 24"x48"



120x120 · 48"x48"



60x120 · 24"x48"



Sul retro delle piastrelle, impresso nella marca, sono presenti due frecce che orienteranno la posa.  
On the tile back there are 2 arrow shape marks that indicate the correct direction of laying.

# Note tecniche

Tutti i formati sono nominali. Cerasarda si riserva la facoltà di modificare in qualunque momento le informazioni e le caratteristiche illustrate nel presente catalogo, che non sono comunque da ritenere legalmente vincolanti. I colori e le caratteristiche estetiche dei prodotti sono quanto più possibile vicini a quelli reali, nei limiti consentiti dai processi di stampa.

## Consigli per la posa

Stendere a terra alcuni metri (almeno 3 mq) per controllare l'effetto d'insieme. Posare il materiale attingendo da più scatole controllandone accuratamente calibro, tonalità e scelta.

Nella posa è consigliabile utilizzare stucco in tono e lasciare una fuga tra le piastrelle monofornato di 4 mm. È comunque compito del progettista stabilire, in funzione della struttura e della destinazione d'uso del piano di calpestio, il corretto modo di applicazione delle piastrelle.

Tous les formats sont nominaux. Cerasarda se réserve la faculté de modifier à tout moments les informations et les caractéristiques figurant dans le présent catalogue, lesquelles niengagent pas par le fabricant au plan légal. Les couleurs et les caractéristiques esthétiques sont fidèles aux couleurs et caractéristiques réelles dans les limites des procédés dimpression.

## Conseils pour la pose

Appuyer sur le sol quelques pieds (au moins 3 mc) pour apprécier l'effet global. Poser le matériel en le prenant de plusieurs boîtes et en contrôlant l'épaisseur, les nuances et la qualité des différentes pièces.

Dans la pose, il est à recommander un joint ton sur ton et de laisser un écart entre les carreaux du même format de 4 mm. D'ailleurs c'est le concepteur qui doit établir, sur la base de la structure et de la destination d'emploi du plan de piétinement, le procédé d'application correct des carreaux.

All sizes are nominal. Cerasarda reserves the right to modify the information and the characteristics illustrated in this catalogue (which are in any case not legally binding) at any moment. The colours and appearance features of the products are as close as possible to reality, within the limitation of the printing process.

## Laying suggestions

Lay some pieces of product (at least 3 sqm) to check the overall effect. Lay the material taking it from several boxes and carefully check its size accuracy, shade and material sorting.

Suggested laying using same color grout with 4mm - "1/16 grout joint.

However, the designers has to establish the correct way of application of the tiles depending on the structure and the foreseen utilization of the floor.

Alle Formate sind Nennwerte. Die Firma Cerasarda behält sich vor, die in diesem Katalog enthaltenen Informationen und Eigenschaften jederzeit zu ändern; sie gelten auf keinen Fall als gesetzlich bindend. Die Farben und ästhetischen Eigenschaften der Produkte kommen innrhalb der Möglichkeiten der Druckverfahren den tatsächlichen Eigenschaften so weit wie möglich nahe.

## Verlegehinweise

Eine Quadratmeter (min. 3 qm) auf dem Boden legen, um die Gesamtwirkung nachzuprüfen. Wir empfehlen Fliesen aus mehreren Kartons zu verlegen, nach einer sorgfältigen Prüfung des Kalibers, des Farbtons und der Sortierung.

Beim Verlegen schlagen wir eine Fuge von 4 mm beim gleichen Format, sowie eine passende Farbe des Fugenmaterials vor.

Es ist auf jeden Fall Aufgabe des Planers, nach der Struktur und dem Verwendungszweck der Trittfläche, die richtige Verlegeart der Fliesen zu bestimmen.














## YACHT CLUB

Caratteristiche tecniche gres fine porcellanato smaltato · ISO 13006 Bla GL

Technical features glazed fine porcelain stoneware · ISO 13006 Bla GL

Caractéristiques techniques grès cérame fin émaillé · ISO 13006 Bla GL

Technische eigenscheften glasiertes feinsteinzeug · ISO 13006 Bla GL

	<b>Proprietà fisico-chimiche</b> Physical chemical properties Propriétés physico chimiques Physisch chemische Eigenschaften		<b>Metodo di prova</b> Standard of test Norme du test Testnorm	<b>YACHT CLUB</b>		
	Dimensioni Dimensions Dimensions Abmessungen		ISO 10545 - 2			
	Lunghezza e larghezza Length and width Longueur et largeur Länge und Breite	W		± 0,5% ± 1,5 mm		
				± 0,5% ± 1,5 mm		
	Spessore Thickness Épaisseur Stärke			± 5% ± 0,5 mm		
	Rettilineità degli spigoli Straightness of sides Rectitude des arrêtes Kantengeradheit			± 0,5% ± 1,5 mm		
Ortogonalità Rectangularity Orthogonalité Rechtwinkligkeit		± 0,5% ± 1,5 mm				
Planarità Surface flatness Planéité Ebenflächigkeit		ISO 10545-2	± 0,5% ± 1,5 mm			
		ASTM C 485	Warpage diagonal/edge ± 0,4%			
	Assorbimento d'acqua Water absorption Absorption d'eau Wasseraufnahme		ISO 10545 - 3	E ≤ 0,1% Bla GL		
	Resistenza al gelo Frost resistance Résistance au gel Frostbeständigkeit		ISO 10545 - 12	Resistente Resistant Résistant Widerstandsfähig		
	Coefficiente di dilatazione termica lineare (50°/400°) Linear thermal expansion coefficient (50°/400°) Dilatation thermique linéaire (50°/400°) Lineare Wärmeausdehnung (50°/400°)		ISO 10545 - 8	Resistente Resistant Résistant Widerstandsfähig		
	Resistenza agli sbalzi termici Resistance to thermal shock Résistance aux écarts de température Temperaturwechselbeständigkeit		ISO 10545 - 9	Resistente Resistant Résistant Widerstandsfähig		
	Resistenza della superficie (scala MOHS) Scratch hardness (MOHS scale) Dureté de la surface (échelle MOHS) Oberflächenhärte (MOHS skala)		EN 101	Matt - Matt R11 EN 101 ≥ 6 Lux EN 101 ≥ 5		
	Resistenza al cavillo di piastrelle smaltate Crazing resistance of glazed tiles Résistance à la tréaillure des carreaux émaillés Haarrißbeständigkeit der glasierten Fliesen		ISO 10545 - 11	Resistente Resistant Résistant Widerstandsfähig		
	Resistenza alla abrasione della superficie di piastrelle smaltate Resistance to surface abrasion of glazed tiles Résistance à l'abrasion de la surface des carreaux émaillés Widerstand gegen Abrieb der Oberfläche der glasierten Fliesen		ISO 10545 - 7	Moro · Castano	Classe 3 Class 3 Classe 3 Gruppo 3	
				Dorato	Classe 4 Class 4 Classe 4 Gruppo 4	
	Resistenza ai prodotti chimici di uso domestico Resistance to household chemicals Résistance aux produits chimiques ménagers Widerstand gegen Haushaltsreiniger		ISO 10545 - 13	Classe A Class A Classe A Gruppe A		
	Resistenza agli acidi e alle basi a bassa concentrazione Resistance to low concentrations of acids and bases Résistance aux acides et aux bases à faible concentration Widerstand gegen schwach konzentrierten Säuren und Laugen			Classe LA · HA Class LA · HA Classe LA · HA Gruppo LA · HA		
	Resistenza alle macchie di piastrelle smaltate Resistance to stains of glazed tiles Résistance aux taches des carreaux émaillés Widerstand gegen Fleckenbildner der glasierten Fliesen		ISO 10545 - 14	Classe 5 Class 5 Classe 5 Gruppe 5		
	Resistenza alla flessione Bending strength Résistance à la flexion Biegezugfestigkeit	Modulo di rottura - Modulus of rupture Module de rupture - Bruchmodul	ISO 10545 - 4	R ≥ 35 N/mm²		
		Carico di rottura - Breaking of rupture Charge de rupture - Bruchkraft		S ≥ 1300 N		
	Caratteristiche antiscivolo / Coefficiente d'attrito statico Anti-slip properties / Static coefficient of friction Caractéristiques antidérapantes / Coefficient de frottement statique Rutschhemmende Eigenschaft / Statischer Reibungskoeffizient		DIN 51130 (no Lux)	Matt R9	Matt R11	
			B.C.R.A. REP. CEC. 6/81 (no Lux)		0,40 ≤ μ ≤ 0,74	
			DIN 51097 (no Lux)	Matt	Classe A Class A Classe A Gruppo A	
				Matt R11	Classe C Class C Classe C Gruppe C	
		DCOF Acu Test (no Lux)	> 0,42			



<b>CE</b>
<b>GRUPPO ROMANI S.P.A. INDUSTRIE CERAMICHE</b> VIA A. VOLTA, 9, 02025 42013 CASALGRANDE (RE)
05 001CPR2013-07-01
<b>EN 14411:2012</b> Piastrine di ceramica estruse, con assorbimento di acqua $E_w \leq 0,5\%$ , per pavimenti e rivestimenti interni. Extruded tile absorption $E_w \leq 0,5\%$ , for interior wall tile.

Publicato / Published:

**Gruppo Romani S.p.A. Industrie Ceramiche**

Concept, art direction e graphic design:

**[cabriolestudio.com](http://cabriolestudio.com)**

I colori e le caratteristiche estetiche dei prodotti sono quanto più possibile vicini a quelli reali, nei limiti consentiti dai processi di stampa.  
The colours and appearance features of the products are as close as possible to reality, within the limitation of the printing process.



[www.cerasarda.it](http://www.cerasarda.it)

Gruppo Romani S.p.A. Industrie Ceramiche

**Headquarter**

Via A. Volta 9-23/25 · 42013 Casalgrande (RE) · Italy  
Tel. +39 0522 998411/911 · Fax +39 0522 998915

**Factory**

Zona Ind.le Settore 7 · Circonv. Ovest dir. Golfo Aranci · 07026 Olbia (OT) · Italy  
Tel. +39 0789 567311 · Fax +39 0789 567322



COSTA SMERALDA

**DAL 1963**  
GARANZIA UNICITA